


After the emergency



A book to help kids cope with emergencies

Dear Parent, Guardian, Carer or Teacher,

Emergencies – big or small – are destructive and can be very stressful. This book will enable children to think about what has happened and be aware of the feelings they may have after an emergency. You can use this book as a tool to discuss with children how they may be feeling.

Try to calm your own fears first, since children take their cues about safety from the adults around them.

Answer questions honestly and age-appropriately, in simple words. Reassure them that what happened is not their fault and that adults will do their best to keep children safe.

Follow the child's lead. They may not want to talk about their emotions and experiences right away. If they prefer not to talk, spend time doing what they like to do. If they express sadness, anger, or fear, tell them it's OK to feel this way, and encourage them to continue sharing their feelings with words or pictures.

Try to avoid dismissing their issues as trivial – this can create a belief that the events were too awful to talk about. You can acknowledge their concerns and correct any misconceptions they may have.

Try to minimise the distressing images or verbal media reports children are exposed to. If children are watching or listening to reports of emergencies, be with them to help them make sense of the situation – they need your perspective, guidance and reassurance. Be aware of what children are being exposed to at school, both in the playground and the classroom, or outside school in social networking internet sites, emails or with text messaging – these are powerful instant communication tools. If you have any concerns, talk to a doctor, other health professional or school-based support service.



He K

Book Illustrator **Sarah McNamara**


Character Illustrator **Shaun Britton** from Squidinc www.squidinc.com.au

Content Developed by **Michelle Roberts**

Sometimes
scary things happen,
like fires, floods or storms.
We call these emergencies.
These can be big or small, and they
can change our lives.

This book talks about emergencies,
and gives you some ideas of things
to do if you've been in one.



My
Kids



4

Before the emergency

Draw a picture of yourself before the emergency.





We think if we're good, good things will happen to us. But even when we've been good, emergencies can happen to us and to people we love. An emergency can affect you, your family, your animals, the people you know and the place you live.



Getting ready

Sometimes, people have time to get ready before an emergency.







Write a list or draw pictures of what you did to get ready.

A large illustration of a spiral-bound notebook. The spiral binding is on the left side. The notebook has several horizontal lines for writing, with a dashed midline on each page to help with letter height. The notebook is positioned at the bottom of the page, with the speech bubble from the boy above it pointing towards the writing area.




But other times,
there may have
been no warning
and no time
to get ready.





Your special things

What did you take with you
in the emergency?

You can draw pictures of the
items in the backpack and in the
thought bubble.



What do you
wish you had
taken with you?




In the emergency



Some people
went to a safer place
during the emergency.
Where did you go?
Draw a picture of where
you went and what
it was like.




Draw how you
felt during the
emergency.



It's sad when
someone is hurt or dies.
It's hard to see
animals injured.



Feelings



E	E	E	L	J	C	A	A	O	C	R
Q	A	M	H	M	G	G	T	P	O	N
O	A	I	O	F	A	U	Q	R	D	A
E	F	J	P	U	F	I	I	E	G	N
I	E	C	E	S	R	I	K	L	L	G
O	G	A	F	N	A	C	T	I	T	R
E	P	Q	U	P	I	D	T	E	X	Y
M	O	O	L	N	D	D	I	V	O	A
W	H	E	A	S	C	A	R	E	D	N
F	B	P	O	I	E	A	E	D	U	O
A	Z	J	B	T	P	V	D	O	P	E

It's normal to have different feelings after an emergency. Can you find some of the ways people feel?



You can look down, across or on an angle.




scared
angry
sad
afraid
tired
guilty
relieved
panicked
hopeful


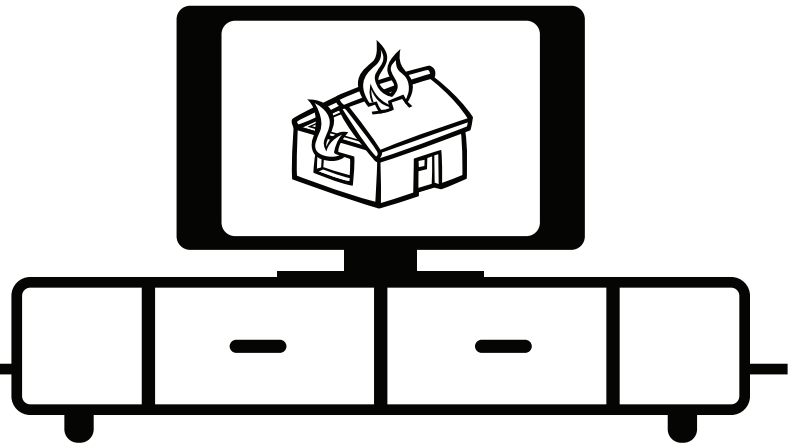
After the emergency

Sometimes it's hard to be with others who weren't in the emergency.







You might keep hearing about it again and again on the TV or in the newspaper. Watching and hearing too much about it may not be good for you. Choose to do something else.



You might have scary dreams, feel sick or find it hard to concentrate and want to stay close to your family – that's normal too.

Everyone is different
and everyone's feelings are
different too.
It might take some time,
but you will start to feel
better.



Feeling better

MONDAY

TUESDAY

WEDNESDAY


THURSDAY

FRIDAY

SATURDAY

SUNDAY

What makes
you feel better?
Draw pictures of the
activities to help you plan
what you would like to do.



Talk about your feelings and thoughts with someone you trust – like your parents, a favourite teacher or a counsellor.



Getting help



Write the names of people you could talk to about your feelings on the tips of each finger.





Speak to your parents about how you feel. Ask them or your teacher to find someone you can talk to.




Ask for help!


If you still have scary dreams, feel sick or are worried or frightened, don't be afraid to ask for help.



What can you do?




Be kind to others
and to yourself.



Eat healthy food
– it will help your
body and brain.







Spend time
with people
you like.



The future

Draw a picture of yourself with family and friends in the future.



Draw a picture of how you want your community to be in the future.

A large, empty rectangular area intended for drawing. It is enclosed by a thick black border that follows the spiral binding on the left and the bottom edge of the page. The interior of the rectangle is completely blank, providing space for a child to draw their vision of a future community.

*Emergency REDiPlan
is made possible by the
generous support of*



National Office
155 Pelham Street,
Carlton VIC 3053
Tel 03 9345 1800
Fax 03 9348 2513
www.redcross.org.au

ACT
Cnr Hindmarsh Drive
and Palmer Street,
Garran ACT 2605
Tel 02 6234 7600
Fax 02 6234 7650

NSW
159 Clarence Street,
Sydney NSW 2000
Tel 02 9229 4111
Fax 02 9229 4244

NT
Cnr Lambell Terrace and
Schultz Street,
Larrakeyah NT 0820
Tel 08 8924 3900
Fax 08 8924 3909

QLD
49 Park Road,
Milton QLD 4064
Tel 07 3367 7222
Fax 07 3367 7444

SA
207-217 Wakefield Street,
Adelaide SA 5000
Tel 08 8100 4500
Fax 08 8100 4501

TAS
40 Melville Street,
Hobart TAS 7000
Tel 03 6235 6077
Fax 03 6231 1250

VIC
23-47 Villiers Street,
North Melbourne VIC 3051
Tel 03 8327 7700
Fax 03 8327 7711

WA
110 Goderich Street,
East Perth WA 6004
Tel 08 9225 8888
Fax 08 9325 5112